

10 публичных годовых отчетов казахстанских и зарубежных НПО

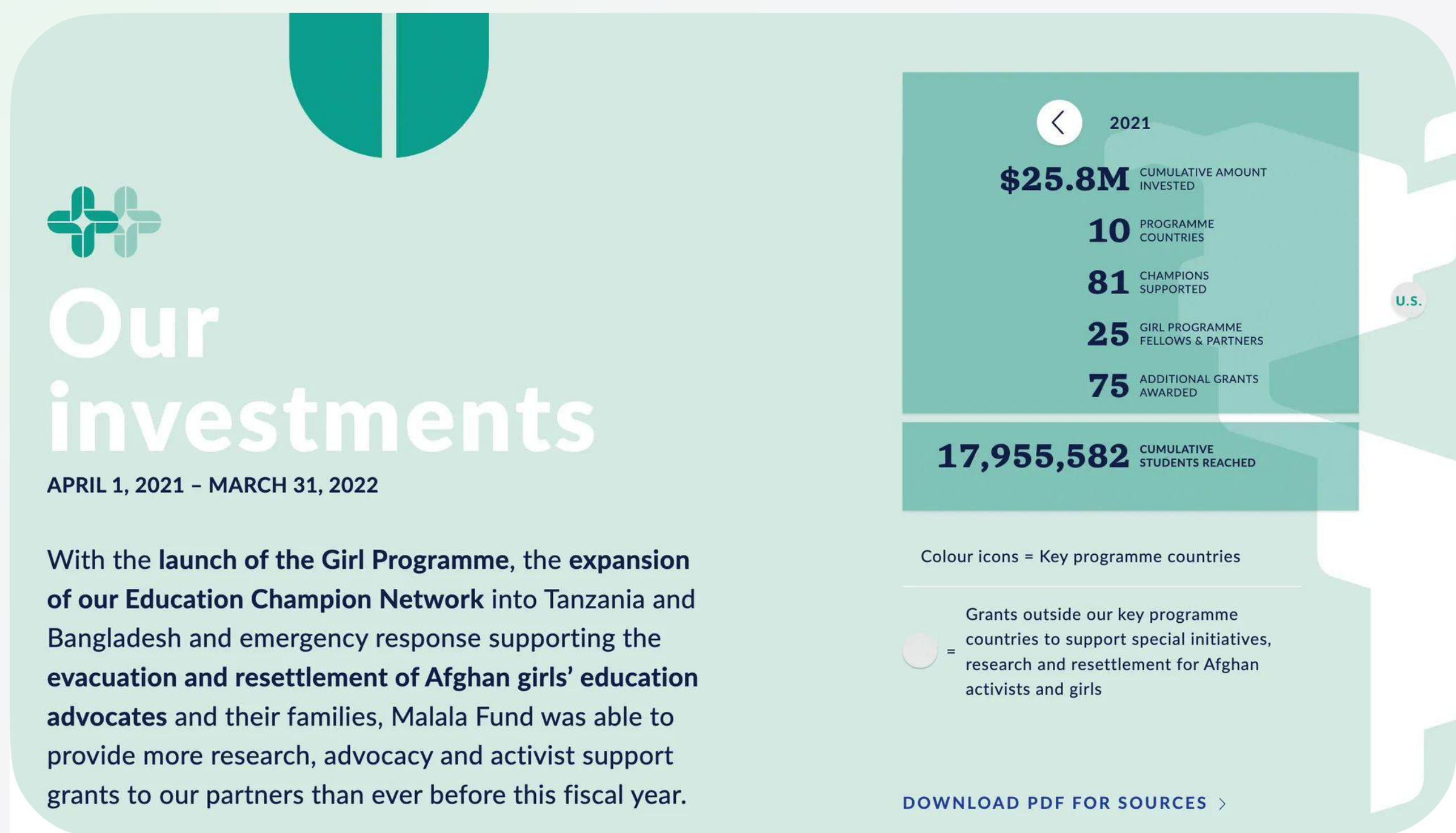


Saby Charitable Foundation

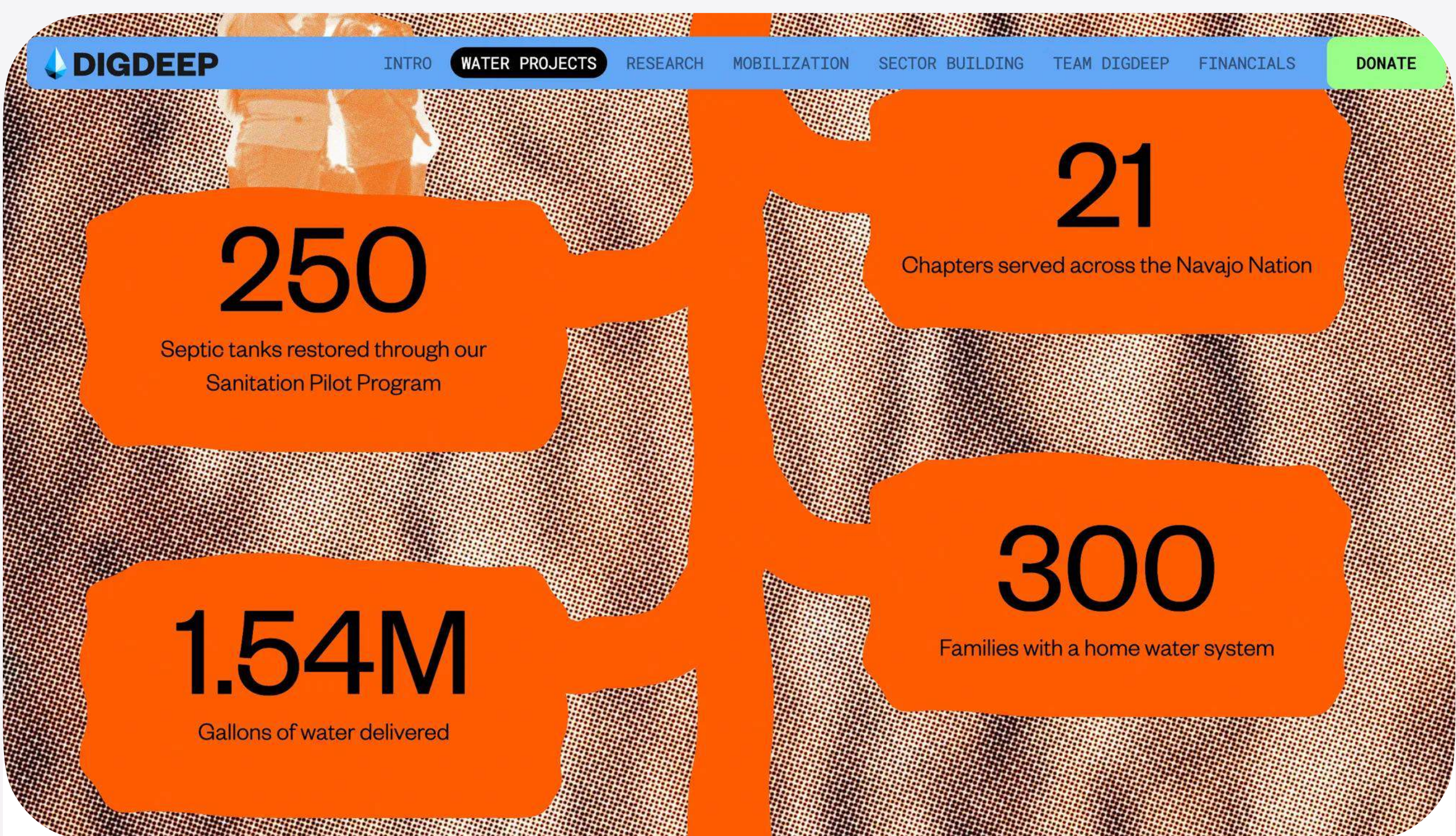
Наши цифры за год



Благотворительный фонд Dara



Malala Fund



DigDeep

fiscal year 2022 combined
FINANCIAL HIGHLIGHTS

Where ended June 30 (in thousands)

	2022	2021
REVENUES		
Total Support	\$2,418,258	\$2,075,494
Net Patient Service Revenue (Insurance Recoveries)	118,236	127,721
Research Grants	153,205	133,767
Net Investment (Loss) Income	(487,566)	1,854,093
Other	12,932	10,002
TOTAL REVENUES	\$2,103,835	\$4,215,077
EXPENSES		
Program Expenses		
Patient Care Services	551,616	524,965
Research	585,569	520,687
Education, Training and Community Support	256,278	211,269
TOTAL PROGRAM EXPENSES	1,393,463	1,256,921
Fundraising	356,737	300,654
Administrative and General	278,792	242,657
TOTAL EXPENSES	\$2,028,992	\$1,800,232
LOSS ON DISPOSAL OF PROPERTY AND EQUIPMENT	(924)	(616)
Change in Net Assets	\$102,116	\$408,379
Beginning Net Assets	\$1,916,719	\$1,508,340
ENDING NET ASSETS	\$2,018,835	\$1,916,719

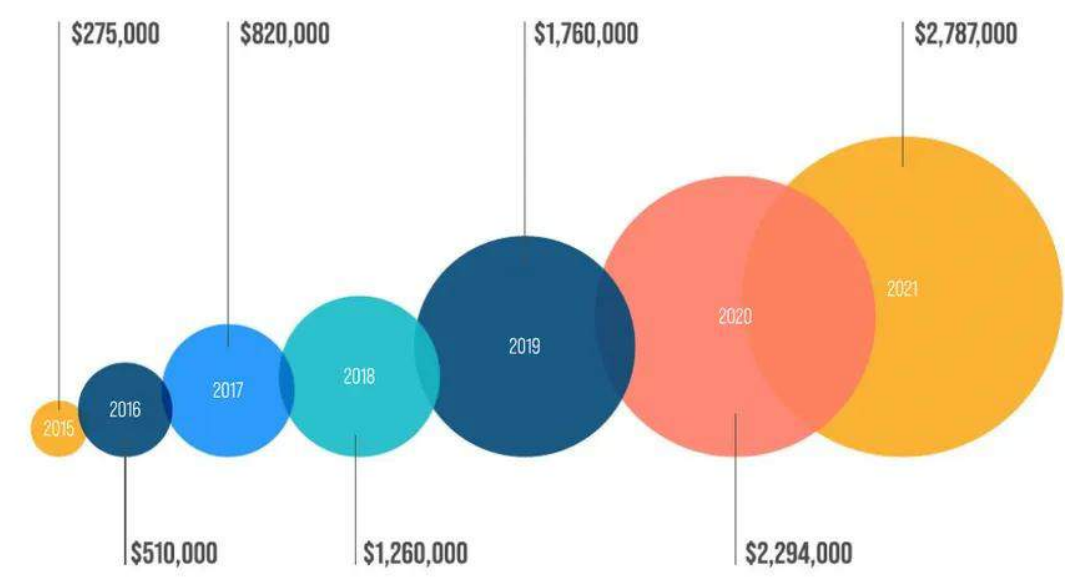
St. Jude Children's Research Hospital



Фонд «Таблеточки»

2021 BY THE NUMBERS

BUDGET PROGRESS OVER SEVEN YEARS

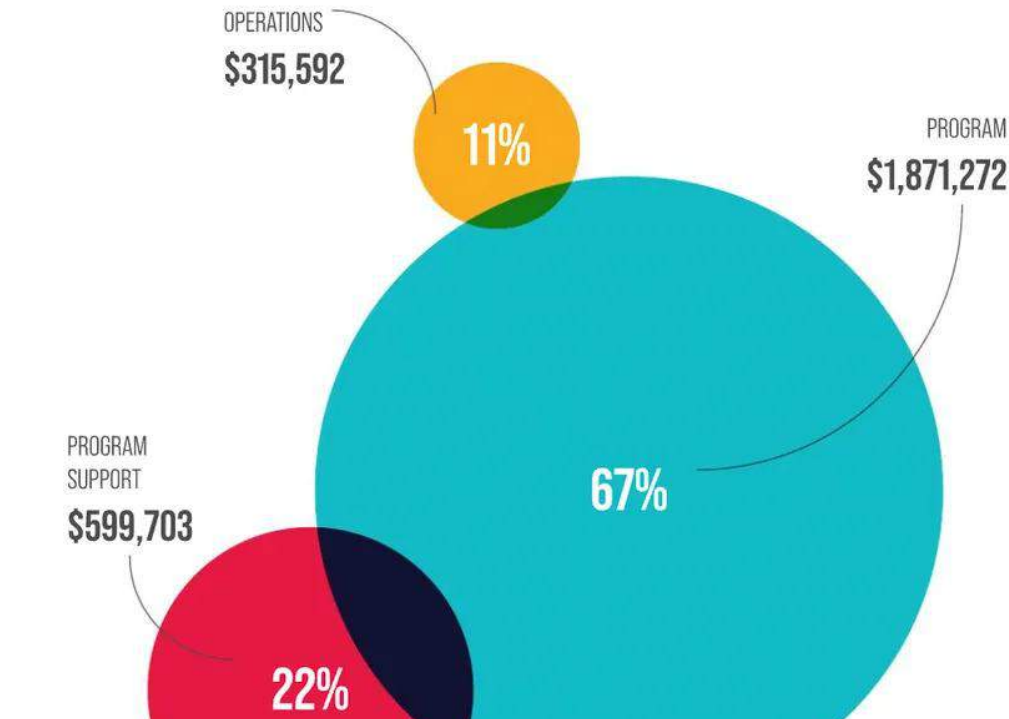


114

Teach For Armenia

TEACH FOR ARMENIA 2021 TOTAL BUDGET BREAKDOWN

Teach For Armenia's total 2021 budget was \$2,786,580. The budget breaks down into three areas: 1) Program, 2) Program Support and 3) Operations. Program includes recruitment and selection, regional costs, and Learning and Innovation activities. Operations include finance, human resources, and administration. Program Support covers external affairs and program management.



Annual Report 2021

115

Teach For Armenia

ЭТО МНЕ ПО СИЛАМ ПОМОГАТЬ

За 2023 год фонд помог

♥ **5053** детям

Траты фонда на проекты и уставную деятельность

1 156 089 824 руб.

Фонд «Подари жизнь»



We raised 100% of our budgeted income, **€22 million**. We raised €19.8 million from institutional donors and **€2.2 million from individual donors.**

€19.8 million

Mama Cash raised €19.8 million from institutional donors. We were able to raise 100% of the income that we set out to fundraise and were able to recognise 94% of budgeted income in our statement of income and expense.



13

Institutional donors: governments, private foundations, and the Dutch Nationale Postcode

11,313

new global supporters gained through our digital campaign strategy.

222,041

We increased our digital communications activity in 2023, engaging 222,041 people through our website and strengthening our audience.

109,947

We strengthened our audience of 109,947 across our social media channels (Facebook, Instagram, LinkedIn, and X).

Mama Cash Employees

New employees
Resignation employees

2022 2023



Mama Cash

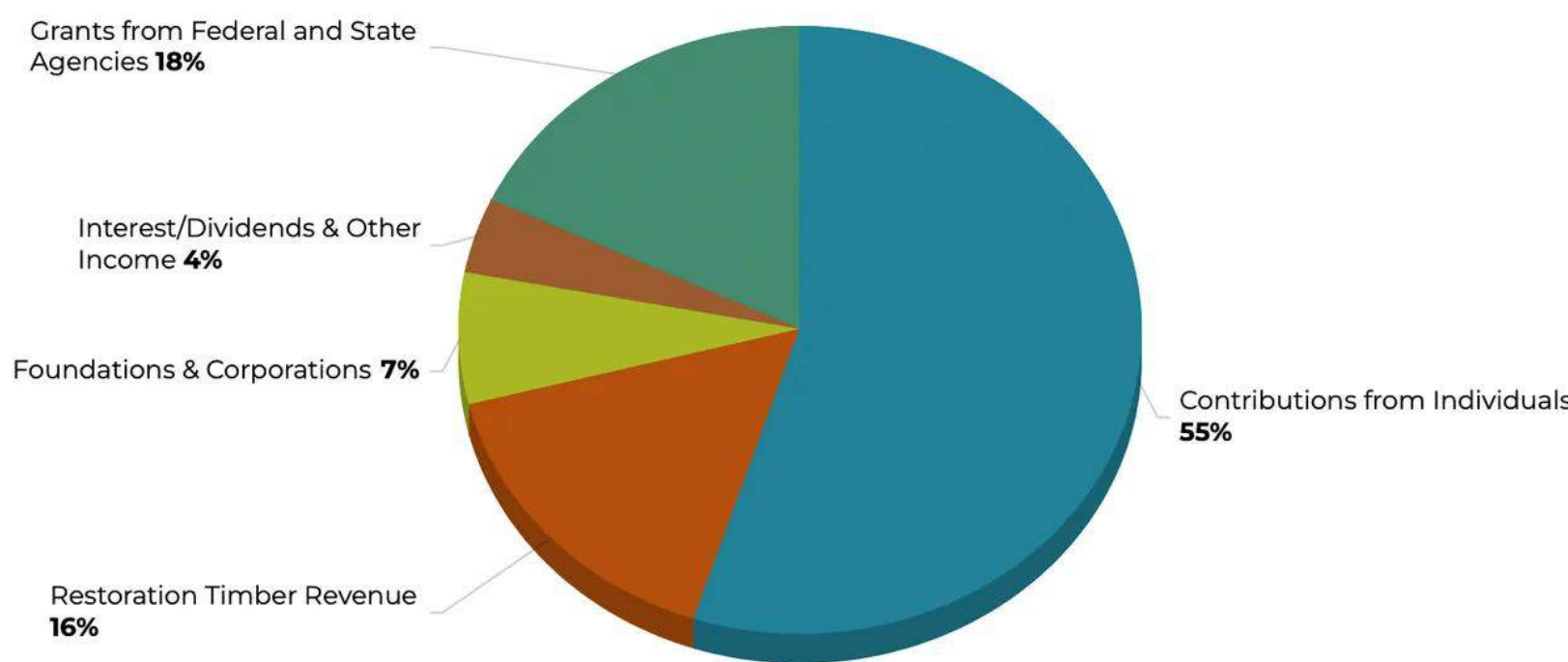


2022-23 FINANCES AT A GLANCE

REVENUE BY CATEGORY 2022-23

Total Revenue \$34,285 (in thousands)

The League's revenue for the fiscal year was \$34,285. Save the Redwoods received significant support for our work from foundations and corporations, government agencies, restoration timber revenue, and gifts from individuals. The revenue-by-category chart above excludes realized and unrealized gains and losses from investments.



Save the Redwoods League